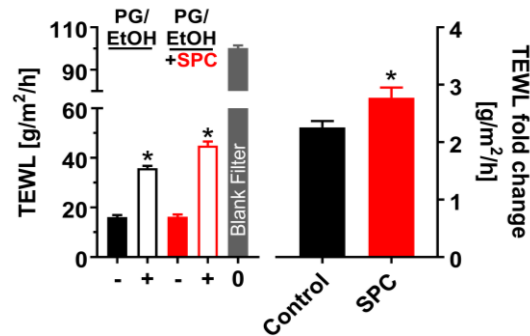


## ERRATA TO DIPLOMA THESIS

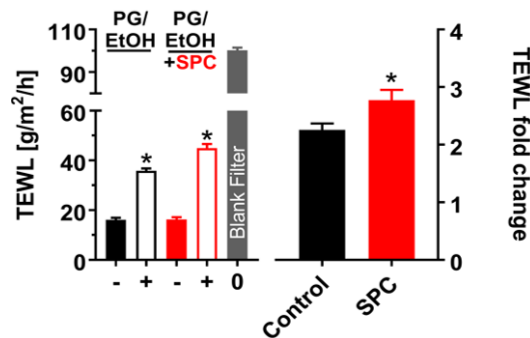
### EFFECT OF SPHINGOSINE PHOSPHORYLCHOLINE ON THE STRATUM CORNEUM PERMEABILITY

#### Correction 1

Page 28: The graph in Figure 9:



is replaced with the graph:



#### Correction 2

Page 29: The sentence:

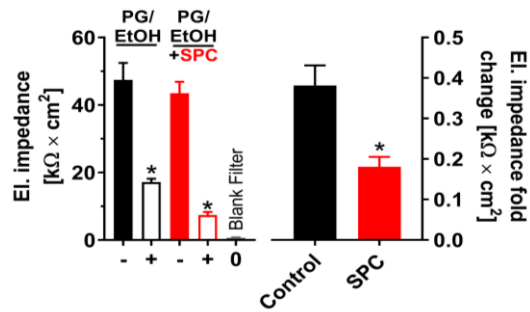
„The control values reached the value  $0.38 \pm 0.05 \text{ g/m}^2/\text{h}$ , and the value for SPC  $0.18 \pm 0.02 \text{ g/m}^2/\text{h}$ , which was 2times less (significant) compared to controls.“

is replaced with sentence:

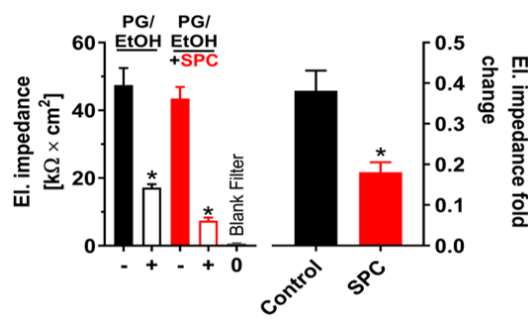
“The control values reached the value  $0.38 \pm 0.05 \text{ k}\Omega \times \text{cm}^2$ , and the value for SPC  $0.18 \pm 0.02 \text{ k}\Omega \times \text{cm}^2$ , which was 2times less (significant) compared to controls.”

### Correction 3

Page 29: The graph in Figure 10:



is replaced with the graph:



### Correction 4

Page 30: The sentence:

„After the mathematical correction in Excel, we prepared the permeation profile for TH.“

is replaced with sentence:

“After the mathematical data treatment in Excel, we prepared the permeation profile for TH.”